

HS-100T Accelerometer

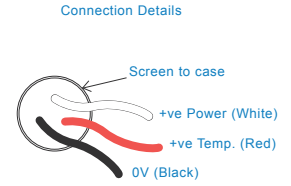
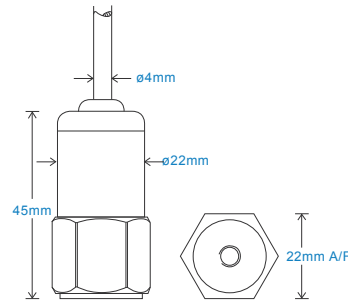
AC acceleration and temperature output via Braided Cable

Key Features

- Temperature output
- For use with data collector
- Customisable features

Industries

Building services, Pulp and Paper,
Mining, Metals, Utilities, Automotive,
Water, Pharmaceutical



Technical Performance

Mounted Base Resonance	see 'How To Order' table (nominal)
Sensitivity	see: 'How To Order' table $\pm 10\%$ Nominal 80Hz at 22°C
Frequency Response	2Hz (120cpm) to 10kHz (600kcpm) $\pm 5\%$ 1.5Hz (90cpm) to 12kHz (720kcpm) $\pm 10\%$ 0.8Hz (48cpm) to 15kHz (900kcpm) $\pm 3dB$
Isolation	Base isolated
Range	see: 'How To Order' table
Temperature Output	Less than 5%
Transverse Sensitivity	

Mechanical

Case Material	Stainless Steel
Sensing Element/Construction	PZT/Compression
Mounting Torque	8Nm
Weight	106gms (nominal) body only
Maximum Cable Length	1000 metres
Standard Cable Length	5 metres
Screened Cable	Braided - length to be specified with order
Mounting Threads	see: 'How To Order' table

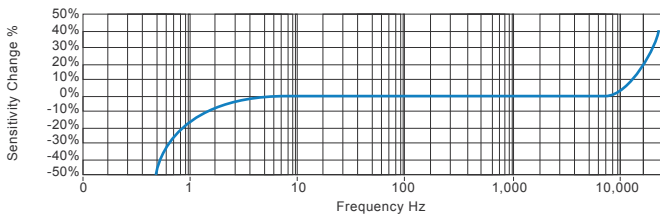
Electrical

Excitation Voltage:	18-30Volts DC
Electrical Noise	0.1mg max
Current Range	0.5mA to 8mA
Bias Voltage	10 - 12 Volts DC
Settling Time	2 seconds
Output Impedance	200 Ohms max.
Case Isolation	$>10^8$ Ohms at 500 Volts

Environmental

Operating Temperature Range	-55 to 140°C
Sealing	IP65
Maximum Shock	5000g
EMC	EN61326-1:2013

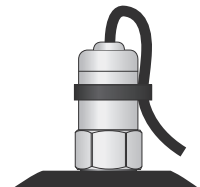
Typical Frequency Response (at 100mV/g)



Applications

Fans, Motors, Pumps, Compressors,
Centrifuges, Conveyors, Air Handlers,
Gearboxes, Rolls, Dryers, Presses,
Cooling, VAC, Spindles, Machine Tooling,
Process Equipment

Vibration sensor should be firmly fixed to a flat surface (spot face surface may be needed to be produced and cable anchored to sensor body.)



How To Order

Product Prefix	Product Series	Cable Length (if integral cable)												
HS - Hansford Sensors	100 - Industrial Vibration Sensor	QXX - length specified in metres												
H	S	1	0	0	T	X	X	X	X	X	X	X	X	X
Extra Options (if required)		Sensitivity			Range			Resonant Frequency			Cable/Connector		Mounting Threads	
F - Filtered		010 - 10mV/g			$\pm 800g$			28kHz (1,680kcpm)			01 - PUR		01 - ¼-28" UNF Female	
I - Intrinsically Safe		030 - 30mV/g			$\pm 250g$			26kHz (1,560kcpm)			03 - Braided		02 - ¼-28" UNF Male	
L - 316L Stainless Steel		050 - 50mV/g			$\pm 160g$			24kHz (1,440kcpm)			07 - Silicon		05 - Quick Fit Female	
S - 90° Side Exit		100 - 100mV/g			$\pm 80g$			22kHz (1,320kcpm)			15 - Flame Retardant		06 - M6 x 1mm Male	
T - Temperature Output		250 - 250mV/g			$\pm 32g$			20kHz (1,200kcpm)			52 - 3 Pin MS		08 - M8 x 1.25mm Male	
Y - 5% tolerance on sensitivity		500 - 500mV/g			$\pm 16g$			18kHz (1,080kcpm)			54 - M12		10 - M10 x 1.5mm Male	



www.hansfordsensors.com
sales@hansfordsensors.com

We reserve the right to alter the specification of this product without prior notice
TS007.7

